

GIIS PROGRAMME PARTICIPANT SIGN UP GUIDE - SKYFchain

Dear token holder!

We are glad to inform you, that SKYFchain token was accepted to the Global ICO Insurance Programme, or GIIS, which is active for more than a year already.

According to the programme, all SKYFchain token holders will be compensated the loss of their token value, which is a difference between the price of their tokens at the date of purchase and current price (at the moment of publication of this Instruction, it is **0,06 EUR** per one token), multiplied by the number of tokens. The compensation procedure is similar to standard bonus procedures of LH-Crypto broker. Your application and account verification will take **up to one month** to be verified and approved.

This instruction will guide SKYFchain token holders wishing to participate in the **GIIS** programme through the complete registration step by step.

In case further questions remain, please email to the official address desk@giis.lh-crypto.com.

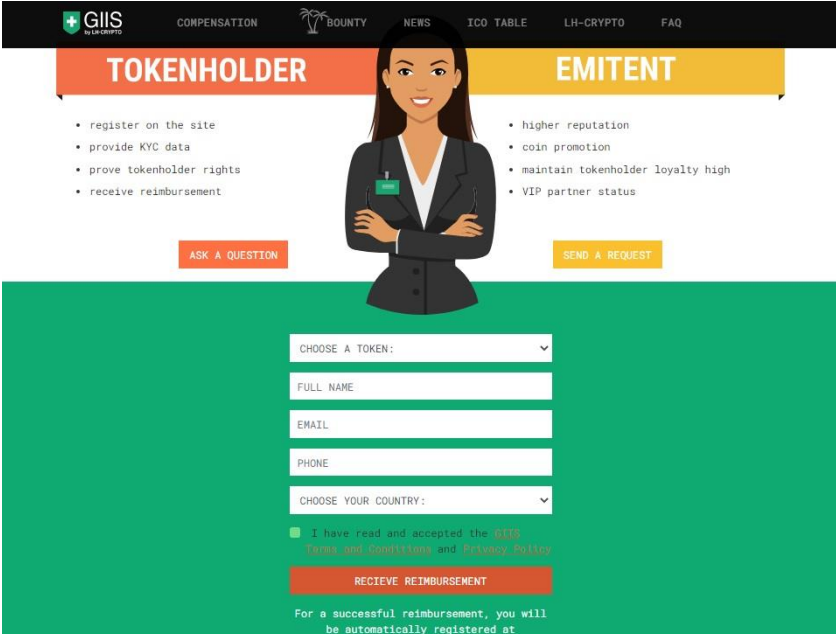


*Scroll down for
the Instruction*

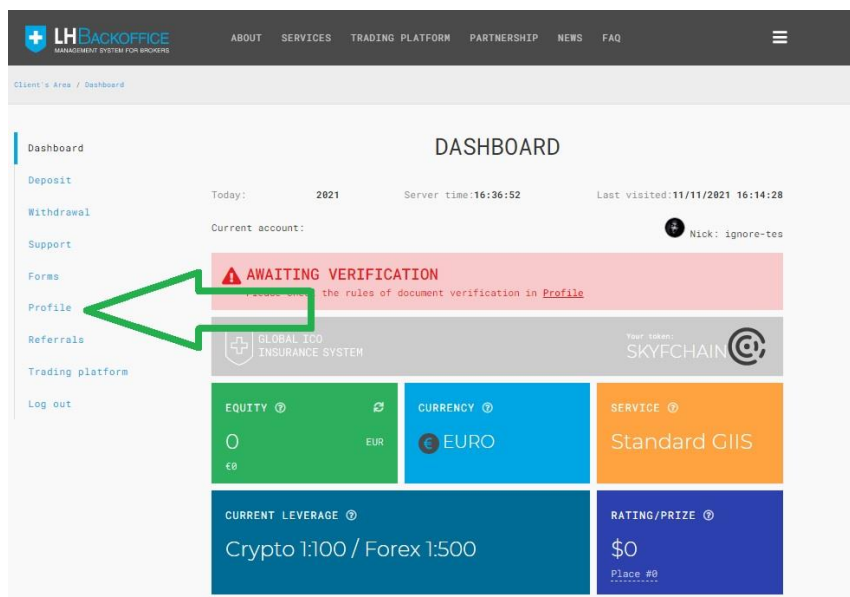
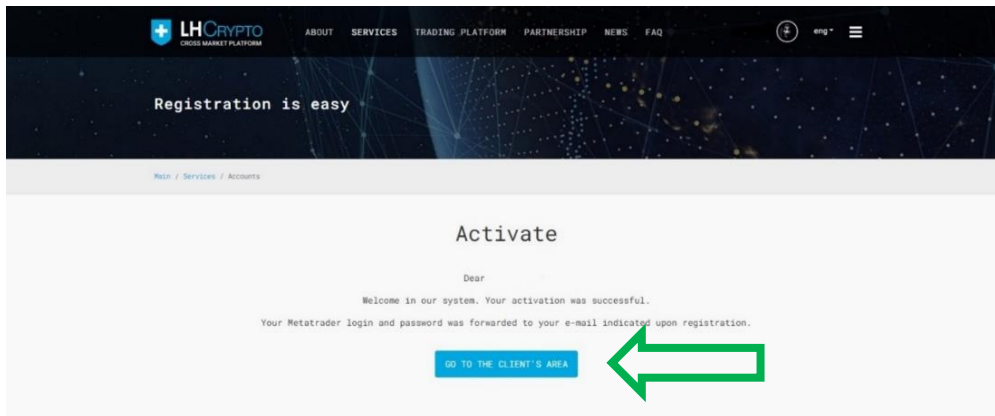
STEP 1: ACCOUNT CREATION

All **SKYFchain** token holders wishing to participate in the **GIIS** programme and receive the compensation for their **SKYFchain** tokens will have their accounts created and verified. Accounts are necessary for the smooth operations of the Compensation programme and for faster and easier compensation accruals. Therefore, please follow these few simple steps:

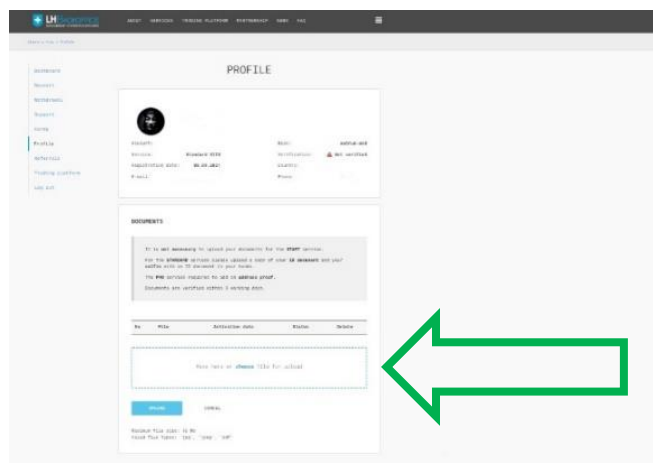
- Visit the [GIIS website](#) to register an account; **scroll down** the main page until you see:



- Fill in the gaps with the **relevant personal information**, choose your token from the menu;
- Upon completion, a registration confirmation **automatic email** will be sent within several minutes to the email address you stated during registration (if no email is received, check the spam box). Click **ACTIVATE** button to confirm your email address and activation of an account;
- You will be redirected to **LH-Crypto website** for final confirmation and automatically logged in to your Client's Area;
- Click **GO TO THE CLIENT'S AREA** button to enter it (**NOTICE! Your login and password will be generated automatically and sent to the same email address in a few minutes after this stage. You are free to change password lately**):



- There, please, upload the scan of your **Passport** or other **Identification document (ID)** and, if you have it, any **proof** of your **SKYFchain token** purchase (not obligatory: scan of **SKYFchain token** Client's Area, or scans of MetaMask wallet or MyEtherWallet) to the **Profile Section** of your account's Client's Area:



STEP 2: ACCOUNT VERIFICATION

At this stage, **GIIS** Compliance Department checks the fact of tokens purchase by the holder during the ICO and confirms token holder's eligibility for the **GIIS** compensation programme.

The verification process takes up to one month. After that, the Activated account changes the status to Verified account and compensation transfer is made shortly after.

ATTENTION!

**If the Compliance Department reveals a forgery or other misuse,
for the safety of other clients and the stability of the project**

the account will be blocked immediately

and the company will not provide the compensation or any other service to the person in charge

whatsoever

